

Patrone Surface Ceiling Light

BY KASPER THORUP



CL1088

CL1044

CL1066

CL1022

Mounting

Surface installation (ceiling). Mounted directly to finished surface with the shade enclosing the circular canopy. For installation we advise you to consult a professionally qualified electrician.

Design Features

Provides ambient, accent and task lighting

Compatible with standard GU10 LED





The cylinder luminaire emits glare-free, downwardly directed light

Part of the Patrone Lighting Series

Designed, crafted and finished by hand in Copenhagen, Denmark

Materials

The fixture of the lamp is made from solid brass. An individually surface treatment of each fixture enhances the material with a refined and unique finish. Variations in colour may occur and must be considered as an inherent and unique part of the hand-finished product.

EAN No.	Item No.	Variant
		Finish
5745000434244	CL1022	 Brass
5745000434251	CL1044	 Brown I Brass
5745000434268	CL1066	 Black I Brass
5744004590062	CL1088	 Nickel-plated Brass

Patrone Surface Ceiling Light

BY KASPER THORUP

Category	Lighting
Product Type	Ceiling lamp
Product Name	Patrone Ceiling Surface Spotlight
Main Material	Solid Brass
Inner / Outer shade	Brass, browned, black, nickel-plated
Canopy	POM, black
Dimensions	D: 60 mm H: 120 mm
Inner Canopy	D: 58 mm x H: 22 mm
Net Weight (Kg)	0,32
Environment	Indoor
Master Packaging	1
Dimensions Packaging	H: 250 mm x D: 80 mm
Gross Weight (Kg)	0,44
Packaging Type	Black tube box
Light Source	GU10 LED Max 4/50 Watts
Voltage	220-240V - 50Hz
Bulb Included	No
Switched	No
Dimmer Compatible	Yes
Certification	CE, Class II
Rating	IP20
Variants	4
Lead Time	3 weeks
Design	Kasper Thorup
Design year	2022
Country of Origin	Denmark

CE   IP20

