

Patrone Ceiling Track Light Fixture

BY KASPER THORUP



CS1088



CS1144



CS1166



CS1022



CS1044



CS1066

Mounting

Compatible with most standard EU 1 and 3-phase track adaptors and tracks (not included). We recommend GLOBAL track and track adaptor in white or black. For installation we advise you to consult a professionally qualified electrician.

Design Features

Provides ambient, accent and task lighting

Compatible with standard GU10 LED







The adjustable and rotational cylinder luminaire emits glare-free, downwardly directed light

Part of the Patrone Lighting Series

Designed, crafted and finished by hand in Copenhagen, Denmark

Materials

The fixture of the lamp is made from solid brass. An individually surface treatment of each fixture enhances the material with a refined and unique finish. Variations in colour may occur and must be considered as an inherent and unique part of the hand-finished product. Please note that some dimensions may vary slightly due to manufacturing tolerances.

EAN No.	Item No.	Variant Finish
5745000434978	CS1022	 Brass
5745000434985	CS1044	 Black I Brass
5745000434992	CS1066	 Black I Brass
5744004590048	CS1088	 Nickel-plated Brass
5745000434596	CS1144	 Browned Brass
5744004590017	CS1166	 Black-Browned Brass

Patrone Ceiling Track Light Fixture

BY KASPER THORUP

Category	Lighting
Product Type	Ceiling lamp
Product Name	Patrone Ceiling Track Light Fixture
Main Material	Solid Brass
Inner / Outer shade	Brass, browned, black, nickel-plated
Dimensions	D: 60 mm H: 120 mm
Net Weight (Kg)	0,36
Tilt adjustable angle (°)	65
Rotation adjustable angle (°)	350
Trackspot	Standard 1 or 3-phase (not included)
Track Adaptor	Standard 1 or 3-phase (not included)
Environment	Indoor
Spare Parts (not included)	Global 1 or 3-phase track Global 1 or 3-phase track adaptor
Master Packaging	1
Dimensions Packaging	H: 250 mm x D: 80 mm
Gross Weight (Kg)	0,48
Packaging Type	Black tube box
Light Source	GU10 LED max 4/50 Watts
Voltage	220-240V - 50Hz
Bulb Included	No
Switched	No
Dimmer Compatible	Yes
Certification	CE, Class II
Rating	IP20
Variants	6
Lead Time	3 weeks
Design	Kasper Thorup
Design year	2022
Country of Origin	Denmark

CE   IP20

