


Patrone Wall Lamp

BY KASPER THORUP



W1088




W1144




W1166



W1022



W1044



W1066

Mounting

Standard configured as hard-wired to be installed directly, but wiring allows easy re-configuration to plug-in. For this, our Wall Lamp Kit can be purchased separately.

Design Features

Provides ambient, accent and task lighting

Compatible with standard GU10 LED







Emits glare-free, downwardly directed light

Part of the Patrone Lighting Series

Designed, crafted and finished by hand in Copenhagen, Denmark

Materials

The fixture of the lamp is made from solid brass. An individually surface treatment of each fixture enhances the material with refined, unique finishes. Variations in colour may occur and must be considered as an inherent and unique part of the hand-finished product.

EAN No.	Item No.	Variant Finish
5745000434060	W1022	 Brass
5745000434077	W1044	 Brown I Brass
5745000434084	W1066	 Black I Brass
5744004590093	W1088	 Nickel-plated Brass
5744004590130	W1144	 Brown
5744004590154	W1166	 Black

Patrone Wall Lamp

BY KASPER THORUP

Category	Lighting
Product Type	Wall lamp
Product Name	Patrone Wall Lamp
Main Material	Solid Brass
Inner / Outer shade	Brass, browned, black, nickel-plated
Canopy	POM, black
Dimensions	D: 60 mm H: 200 mm
Wall Canopy	D: 70 mm H: 22 mm
Net Weight (Kg)	0,54
Tilt adjustable angle (°)	45
Rotation adjustable angle (°)	350
Environment	Indoor
Spare Part	Wall Lamp Kit (not included)

CE   IP20

Master Packaging	1
Dimensions Packaging	H: 300 mm x D: 80 mm
Gross Weight (Kg)	0,89
Packaging Type	Black tube box

Light Source	GU10 LED Max 4/50 Watts
Voltage	220-240V - 50Hz
Bulb Included	No
Switched	No
Dimmer Compatible	Yes
Certification	CE, Class II
Rating	IP20
Variants	6
Lead Time	3 weeks

Design	Kasper Thorup
Design year	2020
Country of Origin	Denmark

